

USER MANUAL (PULL HERE)

Lumin<sup>®</sup> Wand


Portable & Compact UVC Sanitizer

3BLumin.com



## Table of Contents

The Science .....	4
The Lumin Difference .....	4
Indications for Use .....	5
Instructions for Use .....	5
Specifications .....	6
Caring for Your Lumin Wand .....	6
Warnings .....	7



# Welcome

Thank you for your purchase. The 3B Lumin Wand can be used to conveniently sanitize hard surfaces in your everyday life. Lumin Wand is great to use at home, school, work and even out and about.



\*>99.9% *Escherichia coli*, *Staphylococcus aureus*, *Salmonella enterica* and *Listeria monocytogenes*. Lab Tested on Hard Non-Porous Surfaces: Human Coronavirus > 99.99% and Influenza H1N1 > 99.99%

<https://www.3blumin.com/assets/uploads/2020/08/Microchem-Non-GLP-Custom-Device-Report-NG15884-03AUG2020.pdf>

## The Science behind Lumin Wand

UVC is a narrow band of UV light, invisible to the human eye. When exposed to UVC light at a wavelength of 254nm, microbial DNA and RNA bonds are destroyed.

## The Lumin Difference

When choosing a UV wand the following factors matter: irradiance output, distance and time. Lumin Wand delivers a UVC dose greater than 1,000 mJ/cm<sup>2</sup> within 5 seconds at half an inch. The Lumin Wand is not only powerful it is lab tested on many common bacteria and viruses.\*



CORDLESS  
RECHARGEABLE



ONE-TOUCH  
CONTROL




120 MINUTES OF  
PERFORMANCE



REDUCE  
BACTERIA

The Lumin Wand operates using a specialized high powered UVC bulb.



\*>99.9% *Escherichia coli*, *Staphylococcus aureus*, *Salmonella enterica* and *Listeria monocytogenes*.  
Lab Tested on Hard Non-Porous Surfaces: Human Coronavirus > 99.99% and Influenza H1N1 > 99.99%

## Indications for Use

The Lumin Wand is designed for to reduce bacteria\* on countertops and hard surfaces in homes, offices and industrial environments



ONE-TOUCH  
CONTROL

## Instructions for Use

**Lumin Wand should be fully charged prior to first use.**

**Plug in, charge may take 2 hours.**

1. Hold Lumin Wand horizontally
2. Press and hold ON/OFF button for several seconds, unit will beep and indicator light will turn **ORANGE**



3. After a 10 second warm up, your Wand will beep again and the indicator light will turn **BLUE**, indicating the UV light is now warmed up to full strength
4. Lift the Wand 0.5 inches above the surface, slowly glide the Wand across the surface, averaging about 5 seconds per area
5. Lumin Wand **will automatically shut off** 5 minutes after being left on a surface
6. You may also push the ON/OFF button to turn off Lumin Wand

## Specifications:

Item No:	LW5000
Rated Input:	AC100-240V, 50-60HZ
Input Interface:	DC 12.6V 0.8A
LED Wavelength:	254nm
Size:	13.2" x 2" x 1.75" / 335.5 x 50.8 x 430 mm
Weight:	590g / 1.3 lbs.
Battery Type:	Li-ion 18650
Nominal Voltage:	11.1V
Charging Voltage Limitation:	12.6V



## Caring for your Lumin Wand

















Lumin Wand is designed to be a simple portable solution to keeping your hard surfaces sanitized. Please wipe with a soft cloth only.



**Warning** - Do not immerse your Wand into water or other liquids.

You may use a gentle cleanser and wipe off should your Lumin Wand become soiled.



-  **Warning** - The Lumin Wand is not a toy and is not intended to be used by children.
-  **Warning** - The Lumin Wand has a UV light bulb included, use with care in case of broken glass.
-  **Warning** - Do not use in or around sinks, tubs, pools or any bodies of water.
-  **Warning** - Ultraviolet (UV-C) Radiation Hazard. Any exposure to the UV-C will cause significant eye damage and may cause skin damage.
-  **Warning** - Use this device only for its intended use as described in this manual. If the equipment is not used in the manner specified, the sanitizing provided by the equipment may be less effective.
-  **Warning** - The Lumin Wand plugs into an outlet. Disconnect the device by unplugging.
-  **Warning** - Lumin Wand relies on the optics of UVC light. Results may vary depending on positioning and shadowing.
-  **Warning** - This device is intended to augment and supplement standard sanitization practices and not replace them.
-  **Warning** - The Lumin Wand has a powerful UV light bulb included, use with care in case of broken glass.
-  **Warning** - Do not use in or around sinks, tubs, pools, or any body of water.
-  **Warning** - Never apply the Lumin Wand on living creatures.
-  **Warning** - Do not stack objects on top of the Lumin Wand.
-  **Warning** - Use the device only for its intended use as described in the User Manual.
-  **Warning** - If the equipment is not used in the manner specified, the protection provided by the equipment may be impaired.
-  **Warning** - The Lumin Wand has a built-in safety mechanism like proximity sensor and accelerometers which automatically turn off the light if user turns the Wand towards their face.
-  **Warning** - It is important not to defeat or tamper with this safety feature as UVC light can cause damage to eyesight.

## WARRANTY

Your Lumin Wand is warranted for a period of 1 year from time of purchase to be free from manufacturer defect or workmanship. Should you encounter a warranty issue please contact 3B Medical at [www.3BLumin.com](http://www.3BLumin.com) to submit a return authorization or email [support@3bproducts.com](mailto:support@3bproducts.com).

It is at the discretion of 3B Medical to repair, replace or exchange your Lumin Wand unit should it be necessary. 3B Medical is not liable for misuse, mishandling or breach of this written guarantee. Attempts to alter the Lumin Wand in any way will void warranty.

### **This device complies with Part 18 of the FCC Rules.**

This equipment has been tested and found to comply with the limits for a Consumer ISM equipment, pursuant to Part 18 of the FCC Rules. These limits are designed to provide reasonable protection against harmful interference in a residential installation. This equipment generates, uses and can radiate radio frequency energy and, if not installed and used in accordance with the instructions, may cause harmful interference to radio communications. However, there is no guarantee that interference will not occur in a particular installation."

Please note that changes or modifications of this product is not expressly approved by the party responsible for compliance could void the user's authority to operate the equipment.

If this equipment does cause harmful interference to radio or television reception, which can be determined by turning the equipment off and on, the user is encouraged to try to correct the interference by one or more of the following measures:

- Reorient or relocate the receiving antenna.
- Increase the separation between the equipment and receiver.
- Connect the equipment into an outlet on a circuit different from that to which the receiver is connected.
- Consult the dealer or an experienced radio/TV technician for help.

**Importer, 3B Medical Inc. Address: 203 Avenue A NW, Suite 300, Winter Haven FL, 33881. TEL:863.226.6285.**

This product may cause interference to radio equipment and should not be installed near maritime safety communications equipment, ships at sea or other critical navigation or communications equipment operating between 0.45-30 MHz.



203 Avenue A NW, Suite 300 | Winter Haven, FL 33881  
[www.3BLumin.com](http://www.3BLumin.com) and [www.3Bproducts.com](http://www.3Bproducts.com)  
Technical Support contact [3BLumin.com/support](http://3BLumin.com/support)  
Sales and Information contact [info@3BLumin.com](mailto:info@3BLumin.com)